

SKU-0208

Products with 3D printing

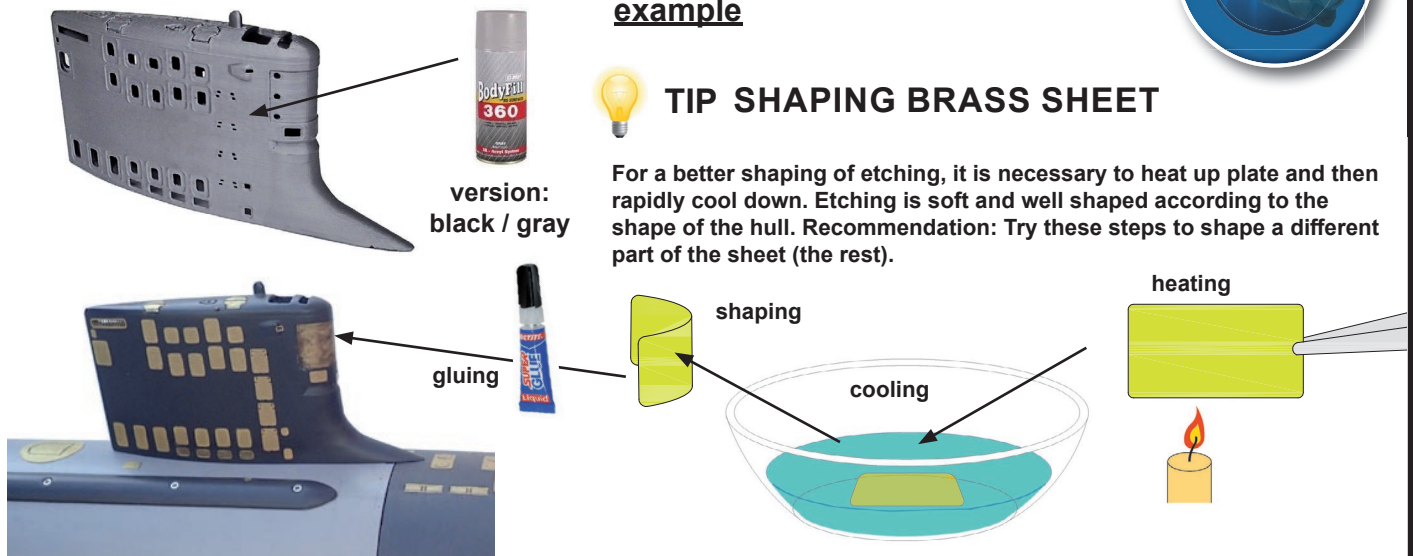


example



TIP SHAPING BRASS SHEET


For a better shaping of etching, it is necessary to heat up plate and then rapidly cool down. Etching is soft and well shaped according to the shape of the hull. Recommendation: Try these steps to shape a different part of the sheet (the rest).




We recommend using a filler (DodyFill 360) that covers the print lines on the product. You can then sand the surface with sandpaper for a smooth surface. If the product is designed for a functional model in water, all surfaces of the product must be colored by the filler.

example

original surface



surface after use of the filler
BodyFill360



Do not expose to direct sunlight.

The printing material is PLA. This is the same material as the RC models of aircraft. yet it is not recommended to leave it in the sun.

